

HOW TO ENROLL IN ONLINE BANKING

STEP 1

APPLY FOR A LOAN | OPEN AN ACCOUNT | SEARCH | PHONE 303-755-2572 | ROUTING 307074454 | **ONLINE BANKING**

AURORA
FEDERAL CREDIT UNION

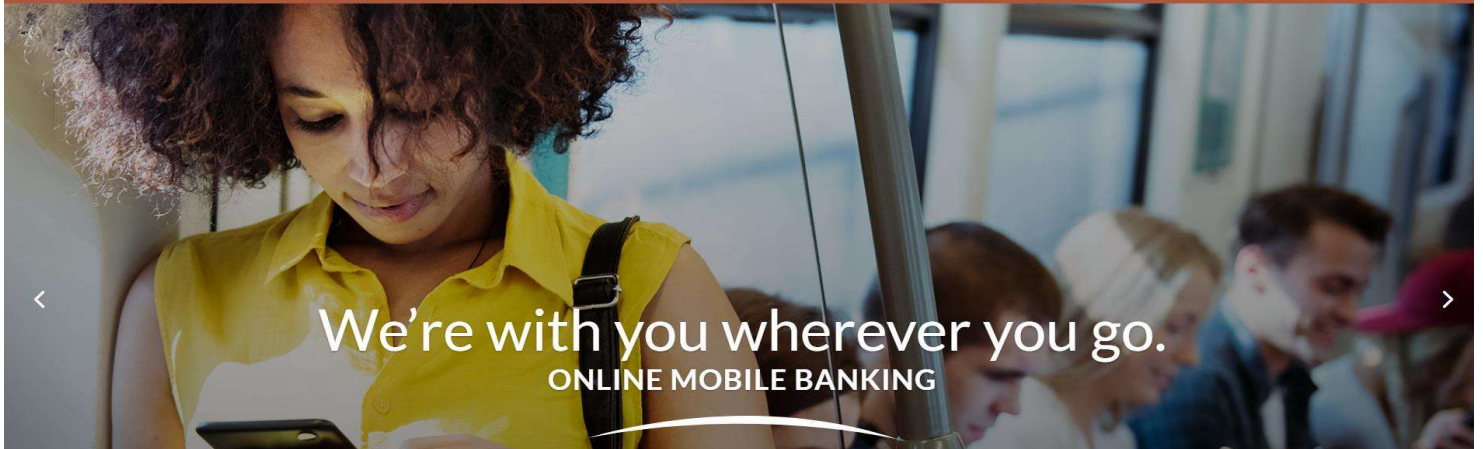
Go to auroracu.com

LOANS ▾ ACCOUNTS ▾ SERVICES ▾ **CONNECT ▾**



Annual Meeting Announcement

Tuesday, May 10th Time: 12:00PM MST | In person and via Zoom - Hybrid meeting | RSVPs will be available in April



Log On

STEP 2

Logon ID:

Security Code:

First time user?
[enroll in online banking](#)

Forgot security code?
[reset security code](#)




Enroll in Online Banking

STEP 3

Please verify before continuing with enrollment.

I'm not a robot


reCAPTCHA
Privacy · Terms

[cancel](#)

Enroll in Online Banking

STEP 4

Thank you for your interest in online banking. To begin online banking, please fill in the fields below :

Member Account Number:

Enter your member number

PIN:

Last 4 of your social (this is just the PIN for your account NOT your card)

Social Security Number:


Enter your full social WITH OUT the dashes

Address Number:

I.E. 1234 Money St Aurora, CO 80012

You would enter 1234 in this box.

NEXT



STEP 5

Enroll in Online Banking



You have successfully enrolled. You may log on using your new Logon ID and Security Code.

Click [here](#) to log on.

STEP 6

Select Security Questions

Select and answer the following questions that are easy for you to remember and hard for others to guess. Answers can be from 4 to 32 characters long and can use numbers, letters and special characters.

Question 1:

Please select...

Answer:

Question 2:

Please select...

Answer:

Question 3:

Please select...

Answer:

CONTINUE

[cancel](#)

Follow instructions above and complete.

*we suggest capitalizing the first letter of each answer and don't include spaces as they count as a character.

STEP 7

Accept the Terms and conditions.

Add Profile Information


STEP 8

This profile information is used for security alerts and identity verification.

Email Address:

Confirm Email Address:

Mobile Phone:



Fill and complete.

[cancel](#)

**You have now completed all the steps to
setting up your credentials!**